


Justice
Center



Justice Counts

ACTIONABLE DATA TO BOLSTER PUBLIC SAFETY



BJA
Bureau of Justice Assistance
U.S. Department of Justice



Justice
Center



SENTENCING
POLICY

State of Nevada



BJA
Bureau of Justice Assistance
U.S. Department of Justice



Justice
Center

Who we are




Why Justice
Counts?



How we're doing it




What questions do
you have?



Justice
Center

Who we are



Justice
Center

26
MEMBERS

21
PARTNERS

INITIATIVE LEADERSHIP



Justice
Center

NATIONAL STEERING COMMITTEE

Michael Boggs (chair) * Romain Alexander * Jennifer Bailey * Jeff Brandes
* Kathy Buckley * Tani Cantil-Sakauye * Bernice Corley * Lee Eby * Tony Fish
* Justin Forkner * Claire Hall * Abigale Jasinsky * Peter John Koutoujian *
Valerie Mielke * Michael Nail * Sheila Polk * Christopher Poulos * Ruby Qazilbash
* Carlos Rivero * Dr. Beth Skinner * Nicole Sullivan * Banci Tewolde
* Dr. Heather Tubman-Carbone * Toni Walker * Paul F. Williams * Bennet Wright

PROJECT PARTNERS


American Jail Association * American Probation and Parole Association * Correctional Leaders
Association * CNA * International Association of Chiefs of Police * Justice Management Institute *
Measures for Justice * National Association of Counties Research Foundation * National
Association of State Budget Officers * National Association of State Mental Health Program
Directors * NRI * National Criminal Justice Association * National Center for State Courts *
National Conference of State Legislatures * National District Attorneys Association * National
Governors Association * National Legal Aid & Defender Association * National Sheriffs'
Association * RAND Corporation * Recidiviz
* University of Cincinnati Corrections Institute



Justice
Center

Who we are 

Why Justice
Counts 




Justice
Center

Why Justice Counts




Justice
Center

Nevada criminal justice agencies collect a wide range of useful and important data- but policymakers don't always utilize it to make decisions.




Justice Center

Justice Counts is a tool
to make it easier to
organize and
understand data and
tell the story of the
work behind those data.



Justice
Center

Helmed by Nevada
Department of
Sentencing Policy
(NDSP) the Justice
Counts approach will
streamline and bolster
proactive
communication by
making it easier to
share data that is
already collected and
frequently requested.



Justice
Center


Who we are



Why Justice
Counts



How we're
doing it



Justice
Center

How we're doing it



Generating consensus-driven
criminal justice metrics

Deploying a suite of tools and
resources to share the
metrics

Supporting states and
agencies in implementing the
Justice Counts framework

Supporting states and agencies in
using the metrics to make policy
decisions



Justice
Center

Generating consensus-driven criminal justice metrics

Seven subcommittees specializing in each sector of the criminal justice system provided crucial expertise to develop the Justice Counts metrics.



Justice
Center

Generating consensus-driven criminal justice metrics



The sectors make up one side of the
framework for the metrics...



Justice
Center

Generating consensus-driven criminal justice metrics



Capacity &
Costs

Population
Movements

Operations &
Dynamics

Public Safety

Equity

Fairness

...and six categories of measurement
make up the other



Justice
Center

Generating consensus-driven criminal justice metrics

Capacity & Costs

How large or expansive is our system?
How much are we spending?

Population Movements

How many people are encountering, entering, or leaving the system at various points?

Operations & Dynamics

How are key actions or decisions affecting people at various stages of the system?

Public Safety

How is each area of the system affecting or contributing to public safety?

Equity

How is our system treating people similarly or differently by race, ethnicity, or gender?

Fairness


How is our system held accountable for treating people fairly?





JUSTICE COUNTS — TIER 1 METRICS

| | Capacity & Costs | Population Movements | Operations & Dynamics | Public Safety | Equity | Fairness |
|-------------------|------------------|----------------------|-----------------------|---------------|--------|----------|
| Law Enforcement | | | | | | |
| Prosecution | | | | | | |
| Defense | | | | | | |
| Courts & Pretrial | | | | | | |
| Jails | | | | | | |
| Prisons | | | | | | |
| Supervision | | | | | | |

| <div>  <div> <div>JUSTICE COUNTS — TIER 1 METRICS</div> <div> <div>Law Enforcement</div> <div>Prosecution</div> <div>Defense</div> <div>Courts & Pretrial</div> <div>Jails</div> <div>Prisons</div> <div>Supervision</div> </div> </div> </div> | Capacity & Costs | Population Movements | Operations & Dynamics | Public Safety | Equity | Fairness |
|---|--------------------------------|---|---|--|---|---|
| Law Enforcement | Budget Staffing | Calls for service | Arrests | Reported crime Officer use of force incidents | Arrests by race and ethnicity Arrests by gender | Civilian complaints sustained |
| Prosecution | Budget Staffing Caseload | Cases referred Cases disposed | Cases declined Cases diverted/deferred Cases prosecuted | | Cases declined, diverted/deferred, and prosecuted by race and ethnicity ...by gender | Violations filed against attorneys in the office resulting in disciplinary action |
| Defense | Budget Staffing Caseload | Cases appointed counsel Cases disposed | | | Cases disposed by race and ethnicity Cases disposed by gender | Client complaints against counsel sustained |
| Courts & Pretrial | Budget Staffing | Criminal case filings Cases disposed | Pretrial releases Sentences imposed | New offenses while on pretrial release | Sentences imposed by race and ethnicity Sentences Imposed by gender | Cases overturned on appeal |
| Jails | Budget Staffing | Admissions Daily population Releases | | Readmission rate Staff use-of-force incidents | Daily population by race and ethnicity Daily population by gender | Grievances upheld |
| Prisons | Budget Staffing | Admissions Daily population Releases | | Readmission rate Staff use-of-force incidents | Daily population by race and ethnicity Daily population by gender | Grievances upheld |
| Supervision | Budget Staffing Caseload | New cases Daily population Terminations | Supervision violations | Reconviction while on supervision | Daily population by race and ethnicity Daily population by gender | |

Sample self-assessment results



Based on your responses, your agency is currently **fully ready to share 10 of 12** metrics, **partially ready to share 2 of 12** metrics, and **not yet ready to share 0 of 12** metrics.

While you may not have data for every metric, your agency has a wealth of data that can help policy makers make smart decisions that are responsive to the trends within your agency and that best support your work.

We invite you to participate in Justice Counts!

Your total readiness score is

11/12



Nevada Agencies that have completed self-assessment can share over 80% of Tier 1 metrics



How we're doing it



Generating consensus-driven criminal justice metrics

Deploying a suite of tools and resources to share the metrics

Supporting states and agencies in implementing the Justice Counts framework

Supporting states and agencies in using the metrics to make policy decisions



Justice Center

The digital infrastructure allows agencies to

- Choose which Justice Counts metrics they will share and simply toggle off metrics that aren't possible or their priority right now
- Define what each metric means for them.



Live Demo



Justice
Center

Stars Hollow County Jail Readmission Rate ?

Measures the number of individuals admitted who had at least one other prison admission within the prior year.



RECENT VALUE: MARCH 2022

198 READMISSIONS

RECENT CHANGE

 **+21%**

Stars Hollow County Jail does not count "paper bookings" in its admission or readmission figures



Justice
Center

How we're doing it



Generating consensus-driven criminal justice metrics

Deploying a suite of tools and resources to share the metrics

Supporting states and agencies in implementing the Justice Counts framework

Supporting states and agencies in using the metrics to make policy decisions



Justice Center

Supporting states and agencies in implementing the Justice Counts framework



STEP 01

Justice Counts Team will meet with agency leadership & staff to determine priority metrics, timelines and roles

STEP 02

Developing a data sharing strategy by collaborating with the Justice Counts team. Customized strategy to define each metric for your jurisdiction, assist with data transfer to the digital infrastructure.

STEP 03

Justice Counts Technical Team will customize access to digital infrastructure based on agency needs in order to make the process quick, simple and easy!

STEP 04

The Justice Counts platform will automatically generate visualizations and understand data and trends for your jurisdiction.



Justice
Center

Who we are




The problem
Justice Counts
addresses




How we're doing it



What questions do
you have?



Justice
Center




Justice
Center



Justice Counts

ACTIONABLE DATA TO BOLSTER PUBLIC SAFETY



Justice
Center



| SENTENCING

State of Nevada

Icons in this presentation include Goals by Tawny Whatmore, Unlock by YANDI RS, Roadmaps by Eucalyp, Trophy by Firza Alamsyah, Arrow by 4B Icons, Award by Gregor Cresnar, Gavel by David Khai, Discussions by Setyo Ari Wibowo, Help by Ayub Irawan, Health by Komal, Question by heri sugianto, Lawyer by Komkrit Noenpoempisut, Jail by Cédric Villain, Handcuffs by Adam Etnoma, Supervise by Tippawan Sookruay, Badge by ibrandify, Internal and External by Rflor, Public by Agus Rijwan Jaelani. Partner by Adrien Coquet. Group by Gregor Cresnar. Meeting by Ragal Kartidev.

All icons provided by NounProject.com

This project was supported by Grant No. 2019-ZB-BX-K005 awarded by the Bureau of Justice Assistance. The Bureau of Justice Assistance is a component of the Department of Justice's Office of Justice Programs, which also includes the Bureau of Justice Statistics, the National Institute of Justice, the Office of Juvenile Justice and Delinquency Prevention, the Office for Victims of Crime, and the SMART Office. Points of view or opinions in this document are those of the author and do not necessarily represent the official position or policies of the U.S. Department of Justice.

Appendix A: Members of the Justice Counts National Steering Committee



Tony Fish, Program Manager,
Muscogee (Creek) Nation
Reentry Program, Oklahoma



Justin Forkner, Chief
Administrative Officer,
Indiana Supreme Court



Claire Hall, County
Commissioner, Lincoln
County, Oregon



Abigale Jasinsky, Deputy
Director of Policy, Office of
the Governor, Tennessee



Peter John Koutoujian,
Sheriff, Middlesex County,
Massachusetts



Valerie Mielke, Assistant
Commissioner, Division of
Mental Health and Addiction
Services, New Jersey
Department of Human
Services



Karlhlon Moore, Director of
the Bureau of Justice
Assistance (BJA)



Michael Nail, Commissioner,
Georgia Department of
Community Supervision

Appendix A: Members of the Justice Counts National Steering Committee



Sheila Polk, County Attorney, Yavapai County, Arizona



Christopher Poulos, Director of Person-Centered Services, Washington State Department of Corrections



Ruby Qazilbash, Associate Deputy Director, Bureau of Justice Assistance, U.S. Department of Justice



Carlos Rivero, Chief Data Officer, Commonwealth of Virginia



Dr. Beth Skinner, Director, Iowa Department of Corrections



Nicole Sullivan, Deputy Secretary, Analysis, Programming and Policy, North Carolina Department of Public Safety



Banci Tewolde, Associate Director, Virginia Public Safety, Department of Planning and Budget



Dr. Heather Tubman-Carbone, Senior Policy Advisor, Bureau of Justice Assistance, U.S. Department of Justice

Appendix A: Members of the Justice Counts National Steering Committee



Toni Walker, State
Representative, Connecticut



Paul F. Williams, Chief of
Police, City of Springfield,
Missouri



Bennet Wright, Executive
Director, Alabama Sentencing
Commission

Appendix C: Subcommittees

Each subcommittee is composed of **professionals with relevant experience and expertise**. This includes leaders of state and local agencies, experts from national organizations conducting research and policy analysis, advocates, academicians, and more.

| Law Enforcement (9) | Prosecution (10) | Defense (8) | Courts & Pretrial Operations (10) | Jails (10) | Prisons (9) | Community Supervision (9) |
|--|---|--|--|---|---|---|
| Abdul Pridgen Geoff Stobart Rebecca Graham Theron Bowman Kim Buchanan Robin Engel Anthony Finnell Sean Malinowski James Brunet | Sheila Polk Jeff Getting Bill Helwig Jacqueline Perez Whitney Walker Kristine Hamann Seleeke Flingai Nicole Fortier Miriam Krinsky Mikaela Rabinowitz | Bernice Corley Joanna Landau Martesha Johnson Andrew Davies Margaret Gressens Priya Sarathy Jones Tigran Eldred Sean Ossei-Owusu | Pamela Harris Jennifer Bailey Bennet Wright Neil Gupta Tara Boh Blair Hans Jessup Lucia Tian Edwin Bell Lenore Lebron Meghan Guevara | Lee Eby Claire Hall John Ford Cornita Riley Jerry Clayton Kash Siddiqi Sterling Penix Jessica Stroop Beth Huebner Chip Coldren | Beth Skinner Solomon Graves Erin Boyar David Edwards James Pagano Felicity Rose Kelly Mitchell John Baldwin Lisa Puglisi | Michael Nail Nicole Sullivan Edward Dolan Stephanie Landes Julie Micek Jordan Boulger Alisha James Matthew DeMichele Brian Lovins |
| Partners: IACP NSA CNA RAND JMI | Partners: NDAA NASMHPD RAND JMI | Partners: NLADA NASMHPD RAND JMI | Partners: NCSC NASMHPD RAND JMI | Partners: AJA NSA CNA NACo NRI | Partners: CLA CNA NRI UCCI | Partners: APPA NACo CLA CNA UCCI |

***Bold** indicates members of the National Steering Committee